



s.7641L NPT

3-way, lever, 2 seats, L-port (diverting)

1/2" - 2"



The **RuB** s.7641 is the right choice for fluid diversion and is designed with robust maintenance-free components ensuring ease of operation and safety. With a simple 90° turn, you can divert flow from one downstream outlet to the other. It combines traditional manual operation with modern automation. It is also very easy to convert from its sturdy lever handle to ISO 5211 actuator flange assembly. It features low operating torque and a special wear reducing selfcompensating valve seat design that meets our 100,000 cycle life test requirement. The valve can be purchased separately, with handle or with a **RuB** actuator already mounted.



Quality

- Electronic 100% seal test guaranteed for maximum safety
- No metal-to-metal moving parts
- No maintenance ever required
- Silicone-free lubricant on all seals
- Chrome plated brass ball for longer life
- Performs well in any orientation
- Strong configuration

Body

- Hot forged sand blasted, nickel plated brass body and cap sealed with Loctite® or equivalent thread sealant
- Integrated ISO5211 / DIN3337 mounting flange for universal connection to actuator
- Finest brass according to EN 12165 and EN 12164 specifications
- 3-way L-port design for flow diversion

Stem

- Blowout-proof nickel plated brass stem
- Maintenance-free, double FPM O-rings at the stem for maximum safety

Sealing

- Reinforced PTFE self-lubricating seats with flexible-lip and wear compensation design

Threads

- NPT taper ANSI B.1.20.1 female by female threads

Flow

- 100% full port for maximum flow

Handle

- Geomet® carbon steel handle with thick PVC dip coating. Handle coating offers both thermal and electrical protection
- Handle removable with valve in service
- **WARNING:** do not exceed reasonable temperature and/or electrical load

Working pressure & temperature

- 450 PSI up to 1", 300 PSI over 1", non-shock cold working pressure
- -4°F to +350°F (-20°C to 170°C)
- **WARNING:** freezing of the fluid in the installation may severely damage the valve

Options

- Rack and pinion pneumatic actuator (spring return or double acting)
- Compact Power electric actuator
- EN10226-1/ISO228 parallel female threads
- S.7641 without handle, actuator ready
- Various actuator linkage kit

Upon request

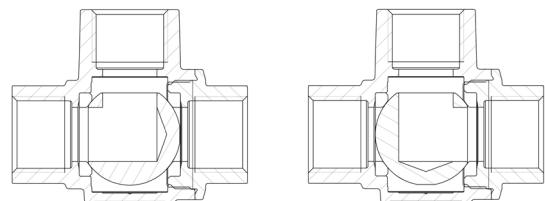
- Custom design
- Stainless steel stem (1.4401 / AISI 316)
- Configurations with 4 seats, L-port (s.7241L) or T-port (s.7341L)

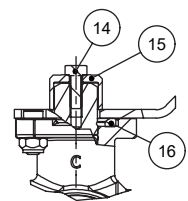
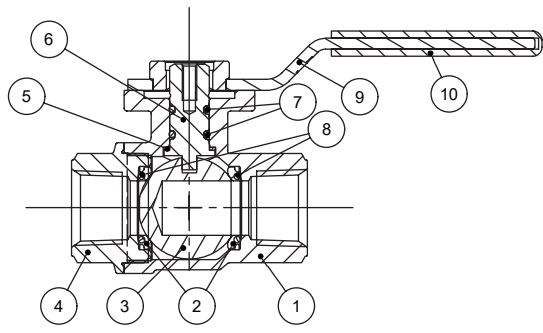
Approved by or in compliance with

- RoHS Compliant (EU)

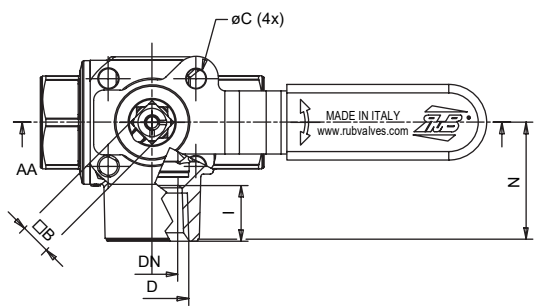
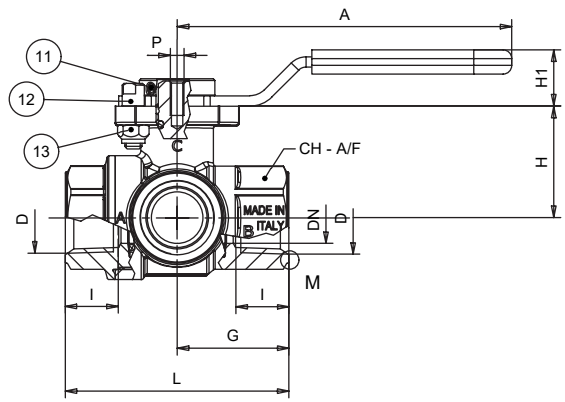
NOTE: approvals apply to specific configurations/sizes only.

S.76 3-way "L" port operating positions





1.1/4"-1.1/2"-2" handle configuration



| Part description | Q.ty | Material |
|------------------------------------|------|--------------------------|
| 1 Sand blasted unplated body | 1 | CW617N |
| 2 Seat | 2 | PTFE graphite filled 15% |
| 3 Chrome plated ball | 1 | CW617N |
| 4 Sand blasted unplated end-cap | 1 | CW617N |
| 5 Washer | 1 | PTFE carbon filled 25% |
| 6 Nickel plated stem O-ring design | 1 | CW617N |
| 7 O-Ring | 2 | FPM |
| 8 O-Ring | 2 | FPM |
| 9 Geomet® plated steel handle | 1 | DD11 (EN10111) |
| 10 Black dipped coating | 1 | PVC |
| 11 Stainless steel screw | 1 | 1.4401 / AISI304 |
| 12 Unplated stop | 1 | CW617N |
| 13 Zinc plated steel nut | 1 | Class 8 (UNI7474) |
| 14 Stainless steel Exagonal screw | 1 | 1.4401 / AISI304 |
| 15 Unplated cap | 1 | CW614N |
| 16 Washer | 1 | PTFE |

| Code | S76D41L | S76E41L | S76F41L | S76G41L | S76H41L | S76I41L |
|---|---------|---------|---------|---------|---------|---------|
| Size | 1/2" | 3/4" | 1" | 1 1/4" | 1 1/2" | 2" |
| DN | 0.591 | 0.787 | 0.984 | 1.197 | 1.496 | 1.890 |
| I | 0.610 | 0.709 | 0.827 | 0.906 | 0.965 | 1.043 |
| L | 2.559 | 3.110 | 3.642 | 4.311 | 4.961 | 5.906 |
| G | 1.280 | 1.555 | 1.831 | 2.165 | 2.480 | 2.953 |
| H | 1.820 | 1.555 | 1.673 | 2.205 | 2.500 | 2.854 |
| N | 1.358 | 1.654 | 1.949 | 2.362 | 2.717 | 3.228 |
| A | 3.819 | 3.819 | 3.819 | 5.709 | 5.709 | 5.709 |
| ØC | Ø 0.22 | Ø 0.22 | Ø 0.22 | Ø 0.26 | Ø 0.26 | Ø 0.26 |
| H1 | 0.984 | 0.984 | 0.984 | 1.378 | 1.378 | 1.378 |
| Square B | 0.354 | 0.354 | 0.354 | 0.551 | 0.551 | 0.551 |
| CH A/F | 1.063 | 1.260 | 1.614 | 1.969 | 2.165 | 2.756 |
| Flange connection DIN ISO 5211 DIN 3337 | F03 | F03 | F03 | F05 | F05 | F05 |

Torque for actuator sizing in-lb

| Delta P --> | 0 - 230 PSI | |
|-------------|-------------|----------|
| | to open | to close |
| 1/2" | 31 | 31 |
| 3/4" | 36 | 36 |
| 1" | 40 | 40 |
| 1 1/4" | 104 | 104 |
| 1 1/2" | 190 | 190 |
| 2" | 248 | 248 |

Torque correction factors

Valve torque can vary according to operating frequency, temperature and friction characteristics of the media.

If media has more or less friction than water, multiply torque by the following factors:

| | |
|--|---------|
| Lubricating oils or liquids | 0.8 |
| Dry gases, natural gas | 1.5 |
| Slurries or liquids bearing abrasive particles | 1.5÷2.5 |

WARNING: This product can expose you to chemicals including lead which is known to the state of California to cause cancer and birth defects or other reproductive harm. For more information go to www.P65Warnings.ca.gov