



# s.7641L NPT

## 3-way, lever, 2 seats, L-port (diverting)

1/2" - 1"

The **RuB** s.7641 is the right choice for fluid diversion and is designed with robust maintenance-free components ensuring ease of operation and safety. With a simple 90° turn, you can divert flow from one downstream outlet to the other. It combines traditional manual operation with modern automation. It is also very easy to convert from its sturdy lever handle to ISO 5211 actuator flange assembly. It features low operating torque and a special wear reducing selfcompensating valve seat design that meets our 100,000 cycle life test requirement. The valve can be purchased separately, with handle or with a **RuB** actuator already mounted.



### Quality

- Electronic 100% seal test guaranteed for maximum safety
- No metal-to-metal moving parts
- No maintenance ever required
- Silicone-free lubricant on all seals
- Chrome plated brass ball for longer life
- Performs well in any orientation
- Strong configuration

### Body

- Hot forged sand blasted, nickel plated brass body and cap sealed with Loctite® or equivalent thread sealant
- Integrated ISO5211 / DIN3337 mounting flange for universal connection to actuator
- Finest brass according to EN 12165 and EN 12164 specifications
- 3-way L-port design for flow diversion

### Stem

- Blowout-proof nickel plated brass stem
- Maintenance-free, double FPM O-rings at the stem for maximum safety

### Sealing

- Reinforced PTFE self-lubricating seats with flexible-lip and wear compensation design

### Threads

- NPT taper ANSI B.1.20.1 female by female threads

### Flow

- 100% full port for maximum flow

### Handle

- Geomet® carbon steel handle with thick PVC dip coating. Handle coating offers both thermal and electrical protection
- Handle removable with valve in service
- **WARNING:** do not exceed reasonable temperature and/or electrical load

### Working pressure & temperature

- 450 PSI (30 bar) non-shock cold working pressure
- -4°F to +350°F (-20°C to 170°C)
- **WARNING:** freezing of the fluid in the installation may severely damage the valve

### Options

- Rack and pinion pneumatic actuator (spring return or double acting)
- Compact Power electric actuator
- EN10226-1/ISO228 parallel female threads
- S.7641 without handle, actuator ready
- Various actuator linkage kit

### Upon request

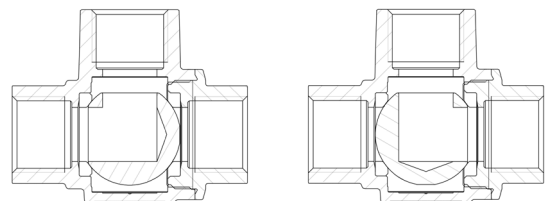
- Custom design
- Stainless steel stem (1.4401 / AISI 316)
- Configurations with 4 seats, L-port (s.7241L) or T-port (s.7341L)

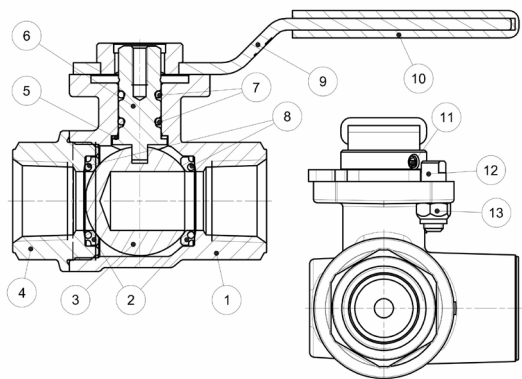
### Approved by or in compliance with

- RoHS Compliant (EU)

**NOTE:** approvals apply to specific configurations/sizes only.

### S.76 3-way "L" port operating positions





Part description		Q.ty	Material
1	Sand blasted unplated body	1	CW617N
2	Seat	2	PTFE graphite filled 15%
3	Chrome plated ball	1	CW617N
4	Sand blasted unplated end-cap	1	CW617N
5	Washer	1	PTFE carbon filled 25%
6	Nickel plated stem O-ring design	1	CW617N
7	O-Ring	2	FPM
8	O-Ring	2	FPM
9	Geomet® plated steel handle	1	DD11 (EN10111)
10	Black dipped coating	1	PVC
11	Stainless steel screw	1	1.4401 / AISI304
12	Unplated stop	1	CW617N
13	Zinc plated steel nut	1	Class 8 (UNI7474)

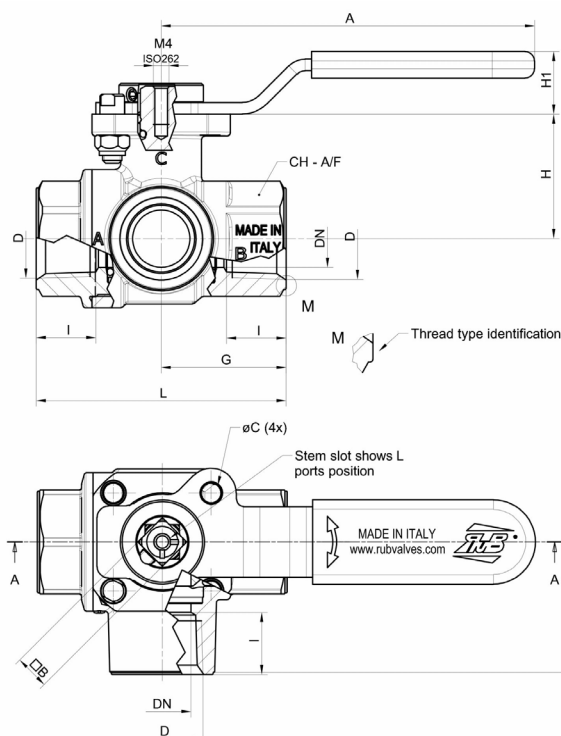


Table 2

Valve code	S76D41L	S76E41L	S76F41L
Size (inch)	1/2" NPT	3/4" NPT	1" NPT
DN(inch)	0.591	0.787	0.984
I (inch)	0.610	0.709	0.827
L (inch)	2.559	3.110	3.642
G (inch)	1.280	1.555	1.831
H (inch)	1.280	1.555	1.673
H1 (inch)	0,650	0,650	0,650
N (inch)	1.358	1.654	1.949
øC (inch)	ø0.205 (M6)	ø0.205 (M6)	ø0.205 (M6)
Square B (inch)	0.354	0.354	0.354
CH - A/F (inch)	1.063	1.260	1.614
Flange connection DIN ISO 5211 DIN 3337	F03	F03	F03
A (inch)	4.055	4.055	4.055

### Torque for actuator sizing in-lb

Delta P -->	0÷450 PSI	
Valve size	to open	to close
1/2"	31	31
3/4"	36	36
1"	40	40

### Torque correction factors

Valve torque can vary according to operating frequency, temperature and friction characteristics of the media.

If media has more or less friction than water, multiply torque by the following factors:

Lubricating oils or liquids	0.8
Dry gases, natural gas	1.5
Slurries or liquids bearing abrasive particles	1.5÷2.5

**WARNING:** This product can expose you to chemicals including lead which is known to the state of California to cause cancer and birth defects or other reproductive harm. For more information go to [www.P65Warnings.ca.gov](http://www.P65Warnings.ca.gov)

XCES7641L - 4833

RuB, Inc. - [www.rubinc.com](http://www.rubinc.com)