



s.34 NPT

1/8" - 1/2"
mini ball valve
suitable for panel mounting



Quality

- Each valve is seal tested for maximum safety
- Dual sealing system allows valve to be operated in either direction making installation easier
- No metal-to-metal moving parts
- No maintenance ever required
- Handle clearly shows ball position
- Silicone-free lubricant on all seals
- Chrome plated brass ball for longer life

Body

- One piece drawn sand blasted brass body incorporating stem neck which provides excellent guidance of the stem
- Finest brass according to EN 12164 specification

Stem

- Maintenance-free, double FPM O-rings at the stem for maximum safety

Sealing

- Pure PTFE self-lubricating seats with flexible-lip design

Threads

- NPT taper ANSI B.1.20.1 female by female threads

Handle

- Lever and T-handle clearly show ball position
- Nylon back lever or T-handle removable with valve in service

Working pressure & temperature

- 200 PSI non-shock cold working pressure
- -4°F/ +200°F
- **WARNING:** freezing of the fluid in the installation may severely damage the valve

Options

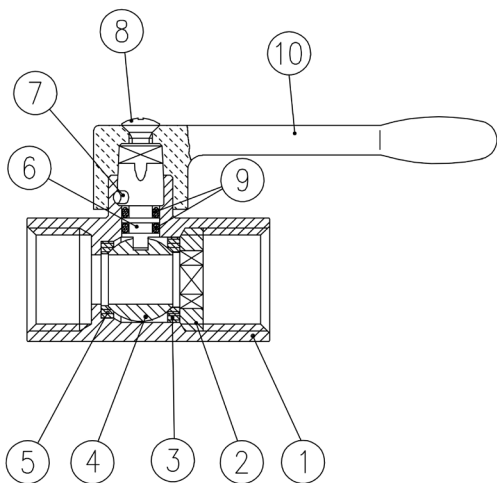
- Male by female threads
- Screw driver or wrench operated
- Yellow lever or T-handle
- ISO 228 parallel threads

Approved by or in compliance with

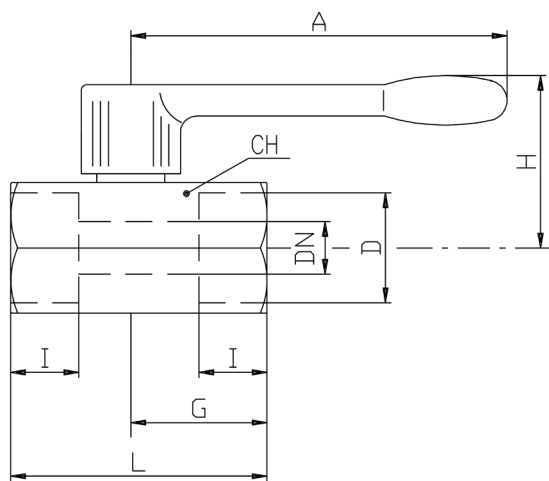
- GOST-R (Russia)
- RoHS Compliant (EU)

NOTE: approvals apply to specific configurations/sizes only.





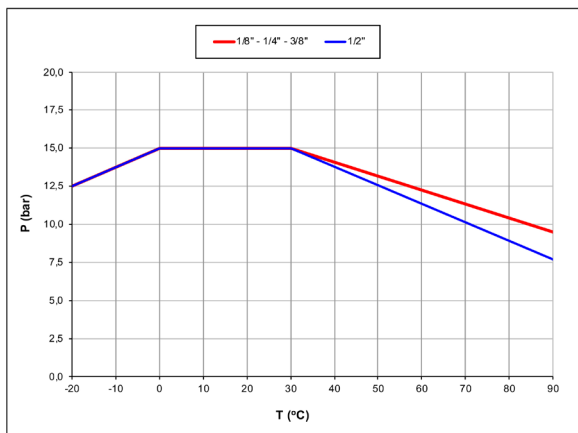
	Part description	Q.ty	Material
1	Chrome plated body	1	CW617N
2	Retainer nut	1	CW617N
3	Retainer seat	1	PTFE
4	Chrome plated ball	1	CW617N
5	Body seat	1	PTFE
6	Unplated stem	1	CW617N
7	Pin	1	1.4301 / AISI304
8	Zinc plated screw	1	CB4FF (EN10263-2)
9	O-Ring	2	FPM
10	Black handle	1	Nylon glass filled 30%



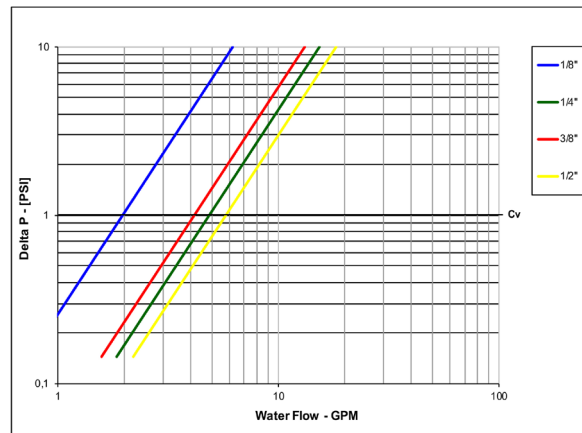
Code	S34AX0	S34BX0	S34CX0	S34DX0
D (inch)	1/8	1/4	3/8	1/2
DN (inch)	0.236	0.314	0.314	0.393
I (inch)	0.354	0.472	0.472	0.610
L (inch)	1.712	1.712	1.712	2.106
G (inch)	0.905	0.905	0.905	1.102
A (inch)	2.834	2.834	2.834	2.834
H (inch)	1.200	1.200	1.200	1.279
CH (inch)	0.826	0.826	0.826	0.984
Cv (GPM)	2.0	4.9	4.2	5.8

DN shows the nominal flow diameter.

Pressure-temperature chart



Pressure drop chart



WARNING: This product can expose you to chemicals including lead which is known to the state of California to cause cancer and birth defects or other reproductive harm. For more information go to www.P65Warnings.ca.gov

XCES34N - 4818