



# s.84 BSPT T-handle

**Female/Female**  
**1/4" - 1 1/2"**



**H2 READY:** product approved in EU acc.to EN331 (sizes 1/4" to 2") for the 1st, 2nd and 3rd gas families, therefore compatible with hydrogen use up to 50% in the gas mixture, as established in the 1st gas family of the EN437 (ref. G110)



## QUALITY

- 24h 100% seal test guaranteed
- Dual sealing system allows valve to be operated in either direction making installation easier
- No metal-to-metal moving parts
- No maintenance ever required
- T-Handle clearly shows ball position
- Silicone-free lubricant on all seals
- Chrome plated brass ball for longer life
- Handle stops on body to avoid stresses at stem

## BODY

- Hot forged sand blasted, external nickel plated brass body and cap sealed with Loctite® or equivalent thread sealant
- Finest brass according to EN 12165 and EN 12164 specifications

## STEM

- Blowout-proof nickel plated brass stem
- Maintenance-free, double FPM O-rings at the stem for maximum safety

## SEALING

- Pure PTFE self-lubricating seats with flexible-lip design

## THREADS

- EN10226-2, ISO 7/1, BS 21 BSPT taper female by female threads

## FLOW

- Full port to DIN 3357 for maximum flow

## HANDLE

- Aluminum T-handle up to 1", Geomet® carbon steel T-handle with thick PVC dip coating over 1"
- Handle removable with valve in service
- **WARNING:** do not exceed reasonable temperature and/or electrical load

## WORKING PRESSURE & TEMPERATURE

- 600 PSI (40 bar) non-shock cold working pressure
- -40°F to +350°F (-40°C to +170°C)
- For use with dangerous fluids temperature rating is -4°F to +140°F (-20°C to +60°C) and pressure rating is 72 PSI (5 bar)
- AS4617 Limitation for GAS: 2100 Kpa rated working pressure and 32°F to +140°F (0°C to +60°C) temperature
- **WARNING:** freezing of the fluid in the installation may severely damage the valve

## UPON REQUEST

- Stainless steel ball (1.4401 / AISI 316)
- Glass filled PTFE seals
- Custom design

## PED DIRECTIVE

- Assessment according to Pressure Equipment Directive 2014/68/UE module B+D by ICIM (0425)

## APPROVED BY OR IN COMPLIANCE WITH

- The Australian Gas Association (Australia)
- Factory Mutual (United States)
- BSI Group (United Kingdom)
- RoHS Compliant (EU)
- EAC – Declaration of conformity (Russia, Kazakhstan, Belarus)

**NOTE:** approvals apply to specific configurations/sizes only.

## OPTIONS

- Stem extension
- Oval lockable handle <sup>1</sup>
- **RuB** memory stop designed to be installed with our stubby handle <sup>2</sup>
- Stainless steel handle (1.4016 / AISI 430) <sup>3</sup>
- Stubby handle <sup>4</sup>
- Geomet® carbon steel handle with thick PVC dip coating
- Patented locking device



## s.84 BSPT T-handle XCES84T - 5813

Each user should perform his own tests to find out the suitability for his particular application. RuB, Inc makes no warranty, express or implied, as to the shape, fit or function of a product for any application. Contact us or consult with your supplier for additional information on the suitability of the RuB, Inc products with your specific field of use.

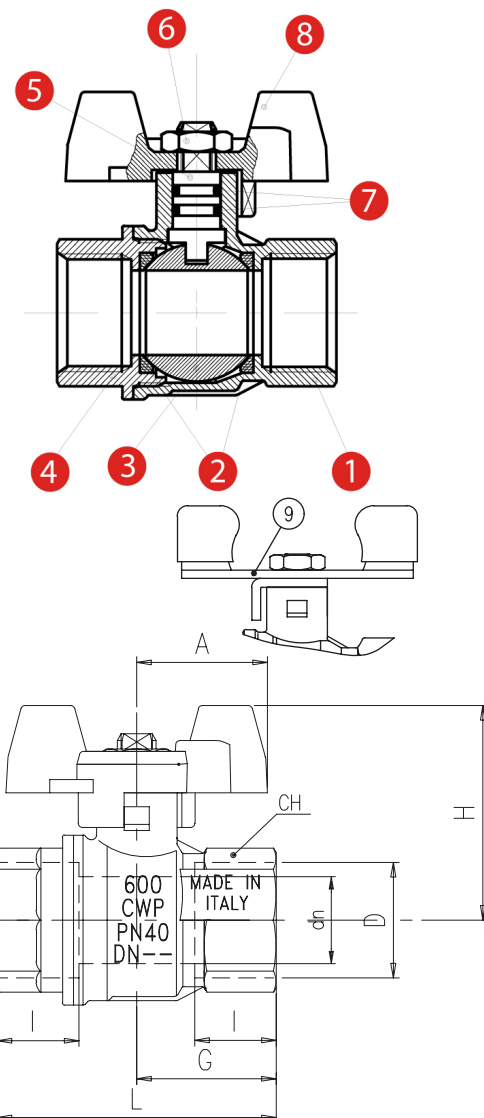


GAS

Part description		Q.ty	Material
1	Nickel plated body (External nickel plated, unplated inside)	1	CW617N
2	Seat	2	PTFE
3	Chrome plated ball	1	CW617N
4	Nickel plated end cap (External nickel plated, unplated inside)	1	CW617N
5	Nickel plated stem O-ring design	1	CW617N
6	Geomet® nut	1	C4C (EN10263-2)
7	O-Ring	2	FPM
8	Yellow PVC T-handle	1	EN AC-46100
9	Yellow PVC coated Geomet® steel T-handle	1	DD11 (EN10111)

Compliant to CE  
2014/68/UE product  
Equipment category  
III Module B+D

Code	S84B56	S84C56	S84D56	S84E56	S84F56	S84G56	S84H56
D (inch)	1/4"	3/8"	1/2"	3/4"	1"	1 1/4"	1 1/2"
DN (inch)	0.314	0.393	0.590	0.787	0.984	1.259	1.574
I (inch)	0.472	0.472	0.610	0.669	0.826	0.905	0.905
L (inch)	1.771	1.771	2.322	2.519	3.188	3.661	4.015
G (inch)	0.885	0.885	1.161	1.259	1.594	1.830	2.007
A (inch)	0.984	0.984	0.984	1.181	1.181	2.244	2.244
H (inch)	1.535	1.535	1.693	1.949	2.106	3.327	3.563
CH (inch)	0.669	0.787	0.984	1.220	1.575	1.929	2.126

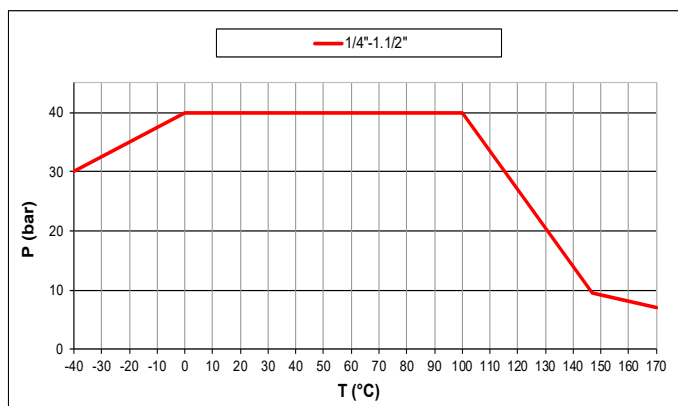


DN shows the nominal flow diameter. Actual flow diameter complies with full port DIN 3357 part 4.

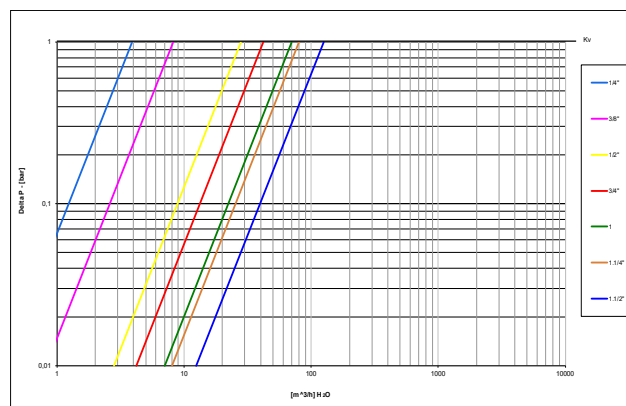
Ball valves are marked CE on body from 1 1/4" to 1 1/2":

CE 0425 cat IIIB+D PS: 5 GAS TS1:-20°C TS2: +60°C

### PRESSURE-TEMPERATURE CHART



### PRESSURE DROP CHART



AS4617 limitations for GAS: 2100 Kpa rated working pressure and 0°C +60°C temperature

**WARNING:** This product can expose you to chemicals including lead which is known to the state of California to cause cancer and birth defects or other reproductive harm. For more information go to [www.P65Warnings.ca.gov](http://www.P65Warnings.ca.gov)

RuB, Inc. - [www.rubinc.com](http://www.rubinc.com)